



District Report Card: 2017


State: Odisha	District: Jagatsinghpur
Class: 3	Subject: Language
Schools: 12	Students: 215


Participation/Coverage


Students

GENDER 	Boys		Girls	
	Number	%	Number	%
	111	51.63	104	48.37

AREA 	Rural		Urban	
	Number	%	Number	%
	215	100.00	0	0.00

CATEGORY 	SC		ST		OBC		GEN	
	Number	%	Number	%	Number	%	Number	%
	88	40.93	27	12.56	86	40.00	14	6.51

CWSN 	LD	VI	HI	S&LD	ID	Oth
	0	0	1	1	0	0

Management 	Government		Government-aided	
	Number	%	Number	%
	215	100.00	0	0.00

Average Performance of Students in Language (%)

Overall	Gender		Area		Management		Social Group			
	Male	Female	Rural	Urban	Govt.	Aided	SC	ST	OBC	GEN
82.79	83.66	81.86	82.79	0.00	82.79	0.00	84.17	83.21	81.78	79.52

Performance on Learning Outcomes (LOs)

Learning Outcomes	Description	Average Performance(%)
L304	Reads small texts with comprehension i.e., identifies main ideas, details, sequence and draws conclusions	81.40
L312	Reads printed scripts on the classroom walls: poems, posters, charts etc.	85.58

Range of Performance of Students who Answered Correctly							
Below 30%		30% - 50%		50% - 75%		Above 75%	
Number	%	Number	%	Number	%	Number	%
1	0.47	5	2.33	40	18.60	169	78.60

Lowest Performing Learning Outcomes (LOs)

- 1 - Reads small texts with comprehension i.e., identifies main ideas, details, sequence and draws conclusions (81.40)
- 2 - Reads printed scripts on the classroom walls: poems, posters, charts etc. (85.58)